



20
20

SAUNA

PRODUCT CATALOGUE

WELLMATIC SAUNA CONTROLS



SAUNA & WELLNESS

PROFESSIONAL SOLUTIONS FOR 10 YEARS

Wellmatic Ltd is based on the eternal truth learned in the university, developed skills and acquired knowledge.

The building blocks of it are the firm and future-proof values inherited from my father. This is the frame that is filled with constantly desire to creation, technical challenges and innovation. I first met with my friend Gergely Fördös in the university during the first semester. We became comrades during the exam period, friends in the course of time and colleagues because of the mutual interesting. We established Wellmatic Ltd jointly. Gergely with his high-level technical knowledge works in the company as product developer and scientific member.

The Wellmatic value comes from the reliability of the products. They reflect innovation and elegance and they are unique because of the special attention on the safety functioning. Under the name of Wellmatic we offer future-proof wellness controls created by outstanding Hungarian specialists. We offer not only standard product range but we satisfy also individual needs. We develop our products continuously bearing in mind the requirements of the state of the art. This equipment makes the relax of families at home not only more comfortable but it can make good return of investment of the public wellness institutions.

Safety and confidence are the most important not only for our products and services but this is our company philosophy, too. I am proud that our company acquired the company qualification „A” in 2014 and „AA” in 2017 from Bisnode certificate, which confirm the outstanding financial stability and reliability of Wellmatic Ltd.



Gergely Juhász
Managing Director of Wellmatic Ltd

CONTENT

MINI SAUNA CONTROLS	3
WM-MS-I 1.0 MINI INFRA SAUNA CONTROL	
WM-MS-T 1.0 MINI SAUNA CONTROL WITH THERMOMETER	
LED SAUNA CONTROLS	5
SA-LED-I 1.3 INFRA SAUNA CONTROL WITH LED DISPLAY	
SA-LED-3I 1.3 INFRA SAUNA CONTROL WITH LED DISPLAY	
SA-LED-F 1.3 FINNISH SAUNA CONTROL WITH LED DISPLAY	
SA-LED-KF 1.3 FINNISH SAUNA CONTROL WITH LED DISPLAY	
SA-LED-FI 1.3 COMBI /FINNISH-INFRA/ SAUNA CONTROL WITH LED DISPLAY	
SA-LED-BF 1.3 BIO-FINNISH SAUNA CONTROL WITH LED DISPLAY	
SA-LED-BFI 1.3 BIO-FINNISH-INFRA SAUNA CONTROL WITH LED DISPLAY	
SA-LED-REM REMOTE CONTROL INPUT FOR SAUNA CONTROLS WITH LED DISPLAY	
SA-LED-AUT COMMUNICATION INTERFACE	
OLED (LCD) SAUNA CONTROLS	11
WM 156 INFRA SAUNA CONTROL WITH OLED DISPLAY	
WM 162 INFRA SAUNA CONTROL WITH OLED DISPLAY WITH 3 PHASES	
WM 266 FINNISH SAUNA CONTROL WITH OLED DISPLAY	
WM 264 FINNISH SAUNA CONTROL WITH 1 PHASE POWER SUPPLY, WITH OLED DISPLAY	
WM 272 COMBI /FINNISH-INFRA/ SAUNA CONTROL WITH OLED DISPLAY	
WM 282 BIO-FINNISH SAUNA CONTROL WITH OLED DISPLAY	
WM 284 BIO-FINNISH-INFRA SAUNA CONTROL WITH OLED DISPLAY	
WM-LCD-REM REMOTE CONTROL INPUT FOR SAUNA CONTROLS WITH OLED DISPLAY-	
WM-LCD-AUT COMMUNICATION INTERFACE	
SAUNA CONTROLS WITH CHIP	17
RS 175 INFRA SAUNA CONTROL WITH CHIP	
RS 277 FINNISH SAUNA CONTROL WITH CHIP	
RS 379 COMBI SAUNA CONTROL WITH CHIP	
RS 100 CHIP	
CONTROLS WITH TOUCH SCREEN	20
RGB LED CONTROL ELECTRONICS	23
WELLIGHT 13-01-P LIGHT THERAPY CONTROL ELECTRONICS	
WELLIGHT 13-01 LIGHT THERAPY CONTROL WITH KEYBOARD	
WELLIGHT 13-01-ANDROID ACCESSORY	
WELLMATIC SAUNA CONTROL SUMMARY TABLE	25

WELLMATIC

SAUNA CONTROLS

The Wellmatic control is a basic part of the sauna.
This makes the wellness unit not only more comfortable and more efficient but also more safety.

The Wellmatic controls installed outside the wall look great and modern. They are very easy to operate and make possible that the sauna can be turned on and off, personalised, programmed and its lighting can be switched on and off from outside as well as during using you can see the remaining time and the actual temperature of the cabin on the display.

This is indispensable in public saunas, only the competent staff can access to the control ensuring the proper and safety functioning of the sauna.

LEGEND



FINNISH SAUNA
CONTROL



OLED
DISPLAY



TO START
WITH CHIP



INFRA SAUNA
CONTROL



LED
DISPLAY



DELAYED
START



BIO SAUNA
CONTROL



STANDARD
CONTROL FAMILY



WITH TOUCH
SCREEN



LCD
DISPLAY



PREMIUM
CONTROL FAMILY



WITH TOUCH
BUTTON

MINI SAUNA CONTROL

GOOD GEAR GANGS IN WEE BUNDLES



This control with LED display with 2 digits is cost-efficient and easy to use, needs only a small place and offers the same safety like the bigger ones.

The designed front panel with foil keypad is not only more aesthetic than the previous devices but also makes easier to operate the controls.

It transforms a small cabin to a full wellness unit.

- It can be built in
- The sauna time can be adjusted
- Lighting control
- Thanks to the front panel with foil keypad it is not only splash proof but also durable.



VM-MS-I 1.0 MINI INFRA SAUNA CONTROL

- Applicable to control Infra saunas
- It includes thermal fuse to prevent overheating.
- It does not include temperature regulator
- Max. capacity: 2.5 kW/3.5 kW (halogen/other radiator)

VM-MS-T 1.0 MINI SAUNA CONTROL WITH THERMOMETER

- Applicable to control both Finnish and Infra saunas
- Temperature control: It is possible to adjust the required temperature in the cabin up to 99 °C by means of a built-in temperature sensor
- The device has a multi-level safety system to prevent the possible overheating.
- With Finnish oven the max. capacity: 3.5kW
- With Infra heater the max. capacity: 2.5 kW/3.5 kW (halogen/other radiator)

LED SAUNA CONTROL

FOR ADVANCED USERS



The Wellmatic LED sauna control family is recommended for advanced users.

If you wish to go in the sauna in a cotton sheet instead of the fashionable bathing suit or you venture into the diving pool over the knee and you know somebody who has taken already part in a séance, then this control is for you.

The value for money, the modern appearance and the easy operation make this device unique.

- Applicable to use in public and private saunas.
- Digital temperature regulation
- Thanks to the front panel with foil keypad it is not only splash proof but also durable.
- For the easier operation you can see lighting symbols on the control.
- By means of the convex buttons you can switch 2 individual lightings.
- It includes pre-heating, pre-heating time limit, temperature regulation, temperature calibration, child safety device/button lock, optional emergency stop input.
- The device has a multi-level safety system to prevent the possible overheating.

TIP: There are more accessories for this control family available!



SA-LED-I 1.3 INFRA SAUNA CONTROL WITH LED DISPLAY

- Max. temperature: 75°C
- Max. switchable radiator output: 3,5kW

SA-LED-3I 1.3 INFRA SAUNA CONTROL WITH LED DISPLAY

It is recommended mainly in public saunas where the larger cabin needs higher output.

- The control can be powered with 1, 2 or 3 phases.
- Max. temperature: 75°C
- Max. switchable radiator output: 11kW

LED SAUNA CONTROL

SA-LED-F 1.3 FINNISH SAUNA CONTROL WITH LED DISPLAY


- Max. temperature: 110°C
- Switchable max. output: 3x16A, 11kW oven

SA-LED-KF 1.3 FINNISH SAUNA CONTROL WITH LED DISPLAY

- The unit is a cost efficient solution for the control with sauna ovens over 11kW.
- The oven can be switched by means of magnet switches with proper capacity connected to the control.
- Max. temperature: 110°C
- Switchable max. output: 1x16A

SA-LED-FI 1.3 COMBI /FINNISH-INFRA/ SAUNA CONTROL WITH LED DISPLAY

- This is to control the Combi sauna. Before starting the program you should choose the sauna type.
- Infra preheating is possible by means of the Finnish oven operated parallel with the Infra radiators until reaching the requested temperature.
- Max. switchable Infra radiator output: 3,5kW
- Switchable max. output: 3x16A, 11kW oven





29°C

SUPRA FINN

MODE

START STOP

LED SAUNA CONTROL

SA-LED-BF 1.3 BIO-FINNISH SAUNA CONTROL WITH LED DISPLAY

This unit is for cabins with built-in steam generator.

- Steam generation can be adjusted in 10 stages.
- For safety reasons the Bio mode can be started only under 60 °C.
- The steam generation is automatically stopped if the water tank is empty.
- Switchable max. output: 3x16A, 11kW oven
- Steam generator: max. 1x16A

SA-LED-BFI 1.3 BIO-FINNISH-INFRA SAUNA CONTROL WITH LED DISPLAY

This unit is for cabins with built-in steam generator.

- Steam generation can be adjusted in 10 stages.
- For safety reasons the Bio mode can be started only under 60 °C.
- The steam generation is automatically stopped if the water tank is empty.
- Max. switchable Infra radiator output: 3,5kW
- Switchable max. output: 3x16A, 11kW oven
- Steam generator: max. 1x16A



ACCESSORIES



SA-LED-REM REMOTE CONTROL INPUT FOR SAUNA CONTROL WITH LED DISPLAY

- It is possible to order a remote control input for the controls with LED display to be able to start/stop the program with the set parameters from an external device (e.g. switch, home automatic system).
- The program stops after expiring the set time to prevent the unnecessary further operation.

SA-LED-AUT COMMUNICATION INTERFACE

- There are accessories for the LED control family available, which make possible to connect the unit to an automatic system at home.
- All functions of the control can be accessed through a digital channel as well as it is possible to control the actual state, which make this unit an important part of this kind of net.

OLED SAUNA CONTROL

ALWAYS AT THE RIGHT TIME!



This premium product saves your valuable time! Using this unit at home you can enjoy your relaxation right away when you wish owing to the timed start function. Some special function can also be controlled like Infra zone switching, which makes possible to control some radiators separately. For public saunas in Bio mode it is very useful that the control makes an alarm when the water tank of the steam generator is empty.

- Digital temperature regulation
- Thanks to the front panel with foil keypad it is not only splash proof but also durable.
- The use is informative, easy and user friendly, the appearance is demanding and modern.
- By means of the convex buttons you can switch 2 individual lightings.
- The parameters can be entered in the menu system that makes the use of the unit easier.
- Statistic is also available that includes the number of switches by which is possible to prevent the failures generated from the aging.
- It includes pre-heating, pre-heating time limit, temperature regulation, temperature calibration, child safety device/button lock, optional emergency stop input.
- The device has a multi-level safety system to prevent the possible overheating.
- Ventilation with fan. (In this case you can switch only 1 lighting).
- It is possible to operate in 6 languages.

TIP: There are more accessories for this control family available!



WM 156 INFRA SAUNA CONTROL WITH OLED DISPLAY

- Max. temperature: 75 °C
- Max. switchable Infra radiator output: 3,5kW
- It is possible to connect the Infra radiators divided in two zones. This way the part with lower output can be turned off by means of the Zone button. (e.g. foot radiator)

WM 162 INFRA SAUNA CONTROL WITH OLED DISPLAY WITH 3 PHASES

It is recommended mainly in public saunas where the larger cabin needs higher output. The control can be powered with 1, 2 or 3 phases.

- Max. temperature: 75 °C
- Max. switchable Infra radiator output: 11kW



OLED SAUNA CONTROL

WM 266 FINNISH SAUNA CONTROL WITH OLED DISPLAY

- Max. temperature: 110 °C
- Switchable max. output: 3x16A, 11kW oven

WM 264 INFRA SAUNA CONTROL WITH OLED DISPLAY WITH 1 PHASES POWER SUPPLY

- The unit is a cost efficient solution for the control with sauna ovens over 11kW.
- The oven can be switched by means of magnet switches with proper capacity connected to the control.
- Max. temperature: 110°C
- Switchable max. output: 1x16A

WM 272 COMBI (FINNISH-INFRA) SAUNA CONTROL WITH OLED DISPLAY

- This is to control the Combi sauna. Before starting the program you should choose the sauna type.
- Infra preheating is possible by means of the Finnish oven operated parallel with the Infra radiators reaching the requested temperature in a shorter time.
- Max. switchable Infra radiator output: 3,5kW
- Switchable max. output: 3x16A, 11kW oven

OLED SAUNA CONTROL


WM 282 BIO-FINNISH-INFRA SAUNA CONTROL WITH OLED DISPLAY

This unit is for cabins with built-in steam generator.

- The Bio mode can be started only under 60 °C.
- Steam generation can be adjusted in 10 stages.
- If the water tank empty the control stops the steam generator automatically and gives a signal to the user.
- Switchable output: 3x16A, 11kW oven
- Steam generator: max. 1x16A

WM 284 BIO-FINNISH-INFRA SAUNA CONTROL WITH OLED DISPLAY

- The Bio mode can be started only under 60 °C.
- Steam generation can be adjusted in 10 stages.
- If the water tank empty the control stops the steam generator automatically and gives a signal to the user.
- Max. switchable Infra radiator output: 3,5kW
- Switchable output: 3x16A, 11kW oven
- Steam generator: max. 1x16A



ACCESSORIES



WM-LCD-REM REMOTE CONTROL INPUT FOR SAUNA CONTROLS WITH OLED DISPLAY

- It is possible to order a remote control input for the controls with OLED display.
- It makes possible to start/stop the program with the set parameters from an external device (e.g. switch, home automatic system).
- The program stops after expiring the set time to prevent the unnecessary further operation.

WM-LCD-AUT COMMUNICATION INTERFACE

- There are accessories for the OLED control family available, which make possible to connect the unit to an automatic system at home.
- All functions of the control can be accessed through a digital channel as well as it is possible to control the actual state, which make this unit an important part of this kind of net.

SAUNA CONTROL WITH CHIP

SAUNA EXPERIENCE FOR EVERYBODY!



The wellness culture is becoming increasingly widespread nowadays. It is not wonder because everybody needs a better feeling of life.

The thermal water resources and the excellent natural conditions are not enough, these can serve the qualitative wellness only with reliable services and equipment. The sauna control with chip was developed especially for public saunas to supply high quality health preservation for the guests easily and simply.

- The device has a multi-level safety system to prevent the possible overheating.
- The unit regulates (keeps) the set temperature automatically in the cabin.
- Special functions: pre-heating, preheating time limit, pre-heating with auxiliary heating.
- The program starts after throwing the chip.
- In the menu you can set the time of a chip and several chips can be used one time.
- The control unit collects and stores the usage data that helps to make the accounting.
- The collected data and the sauna parameters can be accessed only with key.
- Thanks to the front panel with foil keypad it is very durable.
- Ventilation with fan (optional). (In this case you can switch only 1 lighting).



RS 175 INFRA SAUNA CONTROL WITH CHIP

- Max. temperature: 75°C
- Max. switchable radiator output: 3,5kW

RS 277 INFRA SAUNA CONTROL WITH 3 PHASES POWER SUPPLY

- Max. temperature: 110°C
- Switchable max. output: 3x16A, 11kW oven

RS 379 COMBI (FINNISH-INFRA SAUNA CONTROL WITH CHIP

- This is to control the Combi sauna. Before throwing the chip you should choose the sauna type.
- Max. switchable Infra radiator output: 3,5kW
- Switchable max. output: 3x16A, 11kW oven
- Infra preheating is possible by means of the Finnish oven operated parallel with the Infra radiators.

ACCESSORY


RS 100 CHIP

- It can be used only for Wellmatic units.
- For every unit 20 chips are free.



SAUNA CONTROL WITH TOUCH SCREEN

THE JOLLY JOKER



CUSTOMIZED EXPANDABLE & VARIABLE

With this unit you cannot be wrong! It was produced with the latest technology, it suits every need and even beautiful. With its 2 mm thick fits in the environment unnoticed and helps to escape from the busy everyday life. You can do nothing but relaxing.

- The device has a multi-level safety system to prevent the possible overheating.
- The unit regulates (keeps) the set temperature in the cabin automatically
- 7" high brightness display with capacitive touch screen
- Recessed (2 mm thick outside the wall)
- Easy to install
- Individual, intuitive design
- Multilingual user interface (expandable on request)

INDIVIDUAL FEATURES

- One unit can control 8 cabins/other wellness units at a time.
- Customizing, up to 10 switched output and several digital or analogue input in a cabin.
- Music playing via Bluetooth (e.g. from mobile phone) and pendrive.
- Light therapy control
- Lighting switch (even several in a cabin).
- The central display can be placed several 10 ms from the control units.
- For dealers: own logo on the display, own contact data in the menu.

APPLICATION

- **FINNISH SAUNA**
- **INFRA SAUNA**
- **BIO SAUNA CABIN** with moisture metering and regulation
- **COMBI CABIN TYPE** even in one cabin bio/finnish/infra program
- **STEAM CABIN**
- **POOL** in a wellness area temperature regulation of the water in the pool, flow monitoring, light switching
- **JAKUZZI** temperature regulation (keeping), flow monitoring, light switching
- **JAKUZZI PROGRAM**, it is possible a timed setting for a higher temperature for the time of using the pool
- **SOLARIUM**, solarium control with pre set start time and after cooling
- **SWITCHING SPA ELEMETS** with parameter setting (max. 10) one by one or in sequence for a given time
- **OTHER FUNCTIONS**, such as pool vacuum cleaner, mood lighting switching

RGB LED CONTROL ELECTRONICS

ICING NOT ONLY ON THE CAKE



Some people consider the sauna as a place for health care, others as the space for the society and another as a part of the summer training and diet. No matter why you want to use the sauna the atmosphere there is important. The general mood in the room is based not only on the nice wood construction or peppermint aroma, the illumination has an important role in the cabin. The light therapy can not only improve the mood but its several positive effects are medically certified.

The Wellmatic LED control electronics makes possible - uniquely in the market - that you can choose themes, which are flowing colours in a given spectrum.

- The light therapy control turns on or off the colour lights (e.g. RGB bands) in the cabin manually or automatically.
- Others than the RGB controls available in the market our one makes possible to choose not only static colours but themes as well: Rainbow, Sunset, Forest, Lilac, Sea.



WELLIGHT 13-01-P LIGHT THERAPY CONTROL ELECTRONICS

- The simplest design.
- You can admire all colours of the rainbow within 5 minutes after start.

WELLIGHT 13-01 LIGHT THERAPY CONTROL WITH KEYBOARD

- For advanced users.
- Can be built in the wall.
- You can control the following functions with 3 touch buttons: Theme change, Brightness, Turn on/off, Colour change stop, White light

WELLIGHT 13-01-ANDROID

Accessory: Remote control through mobile phone (Android) for Wellight controls

The control can be remote controlled by an App developed by Wellmatic running in Android devices. In addition to the functions like Theme change, Brightness, Turn on/off, Colour change stop, White light, you can adjust the speed of colour change as well.

SUMMARY TABLE

Product	Description	Max. capacity	Control dimensions (h x w x t)	Installation dimensions (h x w x t)	Display	Sauna type (infra, finnish, bio)	Delayed start	Number of lights	Others
Mini sauna control									
VM-MS-I 1.0	Mini Infra sauna control	12A halogen 16A other	94x58x5 mm	70x34x65 mm	LED	Infra	No	1	-
VM-MS-T 1.0	Mini sauna control with thermometer	12A halogen 16A other	94x58x5 mm	70x34x65 mm	LED	Infra, Finnish (up to 99 °C)	No	1	-
Accessories	thermal fuse/thermometer with 2,5 m cable, 3 m phone cable (5m), thermometer holder, 2 screws for fixing the thermometer holder, 4 screws for fixing the control unit, operation manual, guarantee								
LED sauna controls									
SA-LED-I 1.3	Infra sauna control with LED display	1x16A	120x86x5 mm	73x55x26 mm	LED	Infra, Finnish	No	2	-
SA-LED-3I 1.3	Infra sauna control with LED display	3x16A	120x86x5 mm	73x55x26 mm	LED	Infra, Finnish	No	2	-
SA-LED-F 1.3	Finnish sauna control with LED display	3x16A	120x86x5 mm	73x55x26 mm	LED	Finnish	No	2	-
SA-LED-KF 1.3	Finnish sauna control with LED display	1x16A	120x86x5 mm	73x55x26 mm	LED	Finnish	No	2	-
SA-LED-FI 1.3	Combi (Finnish-Infra) sauna control with LED display	Finnish 3x16A Infra 1x16A	120x86x5 mm	73x55x26 mm	LED	Infra, Finnish	No	2	-
SA-LED-BF 1.3	Bio-Finnish sauna control with LED display	Finnish 3x16A Steam 1x16A	120x86x5 mm	73x55x26 mm	LED	Bio, Finnish	No	1+fan/2	-
SA-LED-BFI 1.3	Bio-Finnish-Infra sauna control with LED display	Finnish 3x16A Infra 1x16A Steam 1x16A	120x86x5 mm	73x55x26 mm	LED	Bio, Finnish, Infra	No	1+fan/2	-
SA-LED-REM	Remote control/alarm input for sauna control with LED display								
SA-LED-AUT	Communication interface								
Accessories	thermal fuse/thermometer with 2,5 m cable, 8-wire UTP cable connecting two main units (5m), thermometer holder, 2 screws for fixing the thermometer holder, 4 screws for fixing the control unit, operation manual, guarantee								

Product	Description	Max. capacity	Control dimensions (h x w x t)	Installation dimension (h x w x t)	Display	Sauna type (infra, finnish, bio)	Delayed start	Number of lights	Others
OLED (LCD) sauna controls									
WM 156	Infra sauna control with OLED display	1x16A	122x113x5 mm	87x60x32 mm	OLED	Infra	Yes	2	2 Infra zone, fan
WM 162	Infra sauna control with 3 phases and with OLED display	3x16A	122x113x5 mm	87x60x32 mm	OLED	Infra	Yes	2	2 Infra zone, fan
WM 266	Finnish sauna control with OLED display	3x16A	122x113x5 mm	87x60x32 mm	OLED	Finnish	Yes	2	2 Infra zone, fan
WM 264	Finnish sauna control with OLED display, with 1 phase power supply	1x16A	122x113x5 mm	87x60x32 mm	OLED	Finnish	Yes	2	2 Infra zone, fan
WM 272	Combi (Finnish-Infra) sauna control with OLED display	Finnish 3x16A Infra 1x16A	122x113x5 mm	87x60x32 mm	OLED	Finnish, Infra	Yes	2	2 Infra zone, fan
WM 282	Bio-Finnish sauna control with OLED display	Finnish 3x16A Steam 1x16A	122x113x5 mm	87x60x32 mm	OLED	Bio, Finnish	Yes	1+fan/2	2 Infra zone, fan
WM 284	Bio-Finnish-Infra sauna control with OLED display	Finnish 3x 16A Infra 1x16A Steam1x16A	122x113x5 mm	87x60x32 mm	OLED	Bio, Finnish, Infra	Yes	1+fan/2	2 Infra zone, fan
WM-LCD-REM	Remote control input for sauna control with OLED display								
WM-LCD-AUT	Communication interface								
Accessories	thermal fuse/thermometer with 2,5 m cable, 8-wire UTP cable connecting two main units (5m), thermometer holder, 2 screws for fixing the thermometer holder, 4 screws for fixing the control unit, operation manual, guarantee								
Sauna controls with chip									
RS 175	Infra sauna control with chip	1x16A	177x104x50 mm	171x100x50 mm	LCD	Infra	No	2	-
RS 277	Finnish sauna control with chip	Finnish 3x 16A	177x104x50 mm	171x100x50 mm	LCD	Finnish	No	2	-
RS 379	Combi sauna (Finnish-Infra) control	Finnish 3x 16A Infra 1x16A	177x104x50 mm	171x100x50 mm	LCD	Finnish, Infra	No	2	-
RS 100	Chip								
Accessories	20 pcs chips thermal fuse/thermometer with 2,5 m cable, 8-wire UTP cable connecting two main units (5m), thermometer holder, 2 screws for fixing the thermometer holder, 4 screws for fixing the control unit, operation manual, guarantee								

Product	Description	Max. capacity	Control dimensions (h x w x t)	Installation dimension (h x w x t)	Display	Sauna type (infra, finnish, bio)	Delayed start	Number of lights	Others
Controls with touch screen									
WM 700 - FI	Finnish-Infra sauna control with 7" touch screen	Finnish 3x 16A Infra 1x16A	190x110x2 mm	170x105x65 mm	Touch screen	Finnish, Infra	Yes	1-3	-
WM 700 - BF	Bio - Finnish sauna control with 7" touch screen	Finnish 3x 16A Steam 1x16A	190x110x2 mm	170x105x65 mm	Touch screen	Bio, Finnish	Yes	1-3	Moisture meter, fan
WM 700 - BFI	Bio-Finnish-Infra sauna control with 7" touch screen	Finnish 3x16A Infra 1x16A Steam 1x16A	190x110x2 mm	170x105x65 mm	Touch screen	Bio, Finnish, Infra	Yes	1-3	Moisture meter, fan
WM-700-REM	Remote control input for 7" sauna control								
WM-700-AUT	Communication interface								
Accessories	thermal fuse/thermometer with 2,5 m cable, 8-wire UTP cable connecting two main units (5m), thermometer holder, 2 screws for fixing the thermometer holder, 4 screws for fixing the control unit, 12 V 4A power supply, operation manual, guarantee								
RGB LED control electronics									
Wellight 13-01-P	Light therapy control electronics (3x2.5A)	3x2,5A 12V	25x65x55 mm	25x65x55 mm	No	-			
Wellight 13-01	Light therapy control with keyboard (3x2.5A)	3x2,5A 12V	125x100x45 mm	70x34x65 mm	No	-			
Wellight 13-01-Android	Accessory: Remote control through mobile phone (Android)	3x2,5A 12V	125x100x45 mm	70x34x65 mm	No	-			
Accessories	operation manual, guarantee								

WELLMATIC VALUES



DESIGN & FUNCTIONALITY

The sauna control system is an important part of the home wellness management. It is important to place in an easily accessible, central location to make possible to choose the temperature or read the humidity easily. Why not could it be the centre of relaxation and a decoration of our living space in the same time? Due to their pure and elegant design the Wellmatic controls fit in the surrounding of any style and design.



RELIABILITY & SAFETY

The easily usable Wellmatic sauna controls provide for a safety recreation quietly and efficiently in the background. Rely on the system proving for 10 years and enjoy the undisturbed recreation!



INDIVIDUAL SOLUTIONS

We like a challenge, individual systems, tasks to solve, because they are not obstacles for us but possibilities.

OUR SERVICES

Would you like individual solutions in your home? Do you think about creating a special and unique spa in your public institution? Don't you find your solution in our product range? Have you found a suitable Wellmatic sauna control but its design does not fit in the design of the surroundings? Maybe you would like to have your logo on your Wellmatic unit?

Feel free to contact our dealer!

ADDITIONAL SERVICES

- Individual design according to your needs.
- Fully individual development, production of special solutions.
- Possibility to improve later on.
- Consultation regarding the operation and maintenance of the device.

We are at your disposal with our 10 years experiences, prepared team and open mind together with our dealers on the contact data as follows:

YOUR WELLMATIC DEALER:





WELLMATIC LTD

1181 Budapest Darányi Ignác utca 12.

Tel.: +36 1 290-1869

E-mail: info@wellmatic.hu

Web: www.wellmatic.hu

Facebook: <https://www.facebook.com/WellmaticKft>